

Secretaria Geral de Educação a Distância da Universidade Federal de São Carlos

Ebook experimental, versão beta.

Leitura Musical 6

Prof. Glauber Santiago

Item abordado nesta aula: Leitura com compassos compostos

1

1 = 80

1 2 1 2 1 2 1 2

↓ ↓ ↓ ↓ ↓ ↓ ↓ ↓

2

1 = 80

1 2 1 2 1 2 1 2

↓ ↓ ↓ ↓ ↓ ↓ ↓ ↓

3

$\text{♩} = 80$

1 2 3 1 2 3 1 2 3 1 2 3
↓ ↓ ↓ ↓ ↓ ↓ ↓ ↓ ↓ ↓ ↓ ↓

4

$\text{♩} = 80$

1 2 3 1 2 3 1 2 3 1 2 3
↓ ↓ ↓ ↓ ↓ ↓ ↓ ↓ ↓ ↓ ↓ ↓

5

$\text{♩} = 80$

1 2 3 4 1 2 3 4 1 2 3 4
↓ ↓ ↓ ↓ ↓ ↓ ↓ ↓ ↓ ↓ ↓ ↓

6

$\text{♩} = 80$

1 2 3 4 1 2 3 4 1 2 3 4
↓ ↓ ↓ ↓ ↓ ↓ ↓ ↓ ↓ ↓ ↓ ↓

7

Musical notation for exercise 7 in 4/4 time. The piece starts with a treble clef and a tempo marking of quarter note = 80. The first measure contains a whole rest. The second measure has a quarter note on G4 with a fingering of 1. The third measure has a quarter note on A4 with a fingering of 1. The fourth measure has a quarter note on B4 with a fingering of 1. The fifth measure has a quarter note on C5 with a fingering of 1. The sixth measure has a quarter note on B4 with a fingering of 1. The seventh measure has a quarter note on A4 with a fingering of 1. The eighth measure has a quarter note on G4 with a fingering of 1. The piece ends with a double bar line. There are two triplets indicated above the notes in the 4th and 5th measures.

8

Musical notation for exercise 8 in 3/8 time. The piece starts with a treble clef and a tempo marking of quarter note = 80. The first measure contains a whole rest. The second measure has a quarter note on G4 with a fingering of 1. The third measure has a quarter note on A4 with a fingering of 1. The fourth measure has a quarter note on B4 with a fingering of 1. The fifth measure has a quarter note on C5 with a fingering of 1. The sixth measure has a quarter note on B4 with a fingering of 1. The seventh measure has a quarter note on A4 with a fingering of 1. The eighth measure has a quarter note on G4 with a fingering of 1. The piece ends with a double bar line.


9

Musical notation for exercise 9 in 6/8 time. The piece starts with a treble clef. The first measure contains a whole rest. The second measure has two eighth notes on G4 and A4 with fingerings 1 and 2. The third measure has two eighth notes on B4 and C5 with fingerings 1 and 2. The fourth measure has two eighth notes on B4 and A4 with fingerings 1 and 2. The fifth measure has two eighth notes on G4 and F4 with fingerings 1 and 2. The sixth measure has two eighth notes on E4 and D4 with fingerings 1 and 2. The seventh measure has two eighth notes on C4 and B3 with fingerings 1 and 2. The eighth measure has a dotted quarter note on C4 with a fingering of 1. The piece ends with a double bar line.

10

Musical notation for exercise 10 in 6/8 time. The piece starts with a treble clef. The first measure contains a whole rest. The second measure has two eighth notes on G4 and A4 with fingerings 1 and 2. The third measure has two eighth notes on B4 and C5 with fingerings 1 and 2. The fourth measure has two eighth notes on B4 and A4 with fingerings 1 and 2. The fifth measure has two eighth notes on G4 and F4 with fingerings 1 and 2. The sixth measure has two eighth notes on E4 and D4 with fingerings 1 and 2. The seventh measure has two eighth notes on C4 and B3 with fingerings 1 and 2. The eighth measure has a dotted quarter note on C4 with a fingering of 1. The piece ends with a double bar line.


11



Musical notation for exercise 11, featuring a treble clef, a 6/8 time signature, and a single measure of rest. The melody consists of quarter notes: G4, A4, B4, C5, B4, A4, G4, F4, E4, D4, C4. Below the staff, fingerings are indicated by the numbers 1 and 2 with downward arrows.

1 2 1 2 1 2 1 2
↓ ↓ ↓ ↓ ↓ ↓ ↓ ↓


12



Musical notation for exercise 12, featuring a treble clef, a 6/8 time signature, and a single measure of rest. The melody consists of eighth notes: G4, A4, B4, C5, B4, A4, G4, F4, E4, D4, C4. Below the staff, fingerings are indicated by the numbers 1 and 2 with downward arrows.

1 2 1 2 1 2 1 2
↓ ↓ ↓ ↓ ↓ ↓ ↓ ↓


13



Musical notation for exercise 13, featuring a treble clef, a 6/8 time signature, and a single measure of rest. The melody consists of eighth notes: G4, A4, B4, C5, B4, A4, G4, F4, E4, D4, C4. Below the staff, fingerings are indicated by the numbers 1 and 2 with downward arrows.


1 2 1 2 1 2 1 2
↓ ↓ ↓ ↓ ↓ ↓ ↓ ↓

14




Musical notation for exercise 14, featuring a treble clef, a key signature of one flat (B-flat), and a 6/8 time signature. The exercise consists of eight eighth notes: a whole rest, followed by G4, F4, E4, D4, C4, B3, A3, and G3. Below the staff, the fingering sequence is 1 2 1 2 1 2 1 2, with downward arrows indicating the direction of finger movement.

15




Musical notation for exercise 15, featuring a treble clef, a key signature of one flat (B-flat), and a 6/8 time signature. The exercise consists of eight eighth notes: a whole rest, followed by G4, A4, B4, C5, B4, A4, G4, and F4. Below the staff, the fingering sequence is 1 2 1 2 1 2 1 2, with downward arrows indicating the direction of finger movement.

16




Musical notation for exercise 16, featuring a treble clef, a key signature of one flat (B-flat), and a 6/8 time signature. The exercise consists of eight eighth notes: a whole rest, followed by G4, A4, B4, C5, B4, A4, G4, and F4. Below the staff, the fingering sequence is 1 2 1 2 1 2 1 2, with downward arrows indicating the direction of finger movement.

17



Musical notation for exercise 17, featuring a treble clef, a key signature of one flat (B-flat), and a 6/8 time signature. The exercise consists of eight eighth notes: a whole rest, followed by G4, A4, B4, C5, B4, A4, G4, and F4. Below the staff, the fingering sequence is 1 2 1 2 1 2 1 2, with downward arrows indicating the direction of finger movement.


18



Musical notation for exercise 18, featuring a treble clef, a 6/8 time signature, and a sequence of notes with fingerings 1 and 2 indicated below.

1 2 1 2 1 2 1 2
↓ ↓ ↓ ↓ ↓ ↓ ↓ ↓


19



Musical notation for exercise 19, featuring a treble clef, a 6/8 time signature, and a sequence of notes with fingerings 1 and 2 indicated below.

1 2 1 2 1 2 1 2
↓ ↓ ↓ ↓ ↓ ↓ ↓ ↓


20



Musical notation for exercise 20, featuring a treble clef, a 6/8 time signature, and a sequence of notes with fingerings 1 and 2 indicated below.

1 2 1 2 1 2 1 2
↓ ↓ ↓ ↓ ↓ ↓ ↓ ↓


21



Musical notation for exercise 21, featuring a treble clef, a 6/8 time signature, and a sequence of notes with fingerings 1 and 2 indicated below.

1 2 1 2 1 2 1 2
↓ ↓ ↓ ↓ ↓ ↓ ↓ ↓


22



Musical notation for exercise 22, featuring a treble clef, a 6/8 time signature, and a key signature of one flat. The melody consists of a whole rest in the first measure, followed by eighth-note patterns in the second, third, and fourth measures, and a dotted quarter note followed by an eighth rest in the fifth measure. Fingering numbers 1 and 2 are placed above the notes, with downward arrows indicating finger placement.

1 2 1 2 1 2 1 2
↓ ↓ ↓ ↓ ↓ ↓ ↓ ↓


23



Musical notation for exercise 23, featuring a treble clef, a 6/8 time signature, and a key signature of one flat. The melody consists of a whole rest in the first measure, followed by eighth-note patterns in the second, third, and fourth measures, and a dotted quarter note followed by an eighth rest in the fifth measure. Fingering numbers 1 and 2 are placed above the notes, with downward arrows indicating finger placement.

1 2 1 2 1 2 1 2
↓ ↓ ↓ ↓ ↓ ↓ ↓ ↓


24



Musical notation for exercise 24, featuring a treble clef, a 6/8 time signature, and a key signature of one flat. The melody consists of a whole rest in the first measure, followed by eighth-note patterns in the second, third, and fourth measures, and a dotted quarter note followed by an eighth rest in the fifth measure. Fingering numbers 1 and 2 are placed above the notes, with downward arrows indicating finger placement.

1 2 1 2 1 2
↓ ↓ ↓ ↓ ↓ ↓


25



Musical notation for exercise 25, featuring a treble clef, a 6/8 time signature, and a key signature of one flat. The melody consists of a whole rest in the first measure, followed by eighth-note patterns in the second, third, and fourth measures, and a dotted quarter note followed by an eighth rest in the fifth measure. Fingering numbers 1 and 2 are placed above the notes, with downward arrows indicating finger placement.


1 2 1 2 1 2
↓ ↓ ↓ ↓ ↓ ↓

26



Musical notation for exercise 26, consisting of a single staff in treble clef with a 6/8 time signature. The notation includes a whole rest in the first measure, followed by eighth notes in the second and third measures, and a quarter note with a fermata in the fourth measure. Below the staff, fingerings are indicated by the numbers 1 and 2 with downward arrows: 1 and 2 for the first measure, 1 and 2 for the eighth notes in the second measure, 1 and 2 for the eighth notes in the third measure, and 1 and 2 for the quarter note in the fourth measure.

27



Musical notation for exercise 27, identical to exercise 26. It consists of a single staff in treble clef with a 6/8 time signature. The notation includes a whole rest in the first measure, followed by eighth notes in the second and third measures, and a quarter note with a fermata in the fourth measure. Below the staff, fingerings are indicated by the numbers 1 and 2 with downward arrows: 1 and 2 for the first measure, 1 and 2 for the eighth notes in the second measure, 1 and 2 for the eighth notes in the third measure, and 1 and 2 for the quarter note in the fourth measure.